



Image shows Left Hand Facing 2.5 seater with a Right Hand Facing Chaise in Manhattan Conifer with Smoke wood feet

KEY FEATURES:

- Fully reversible premium foam seat cushions with fibre wrap
- Hollow pocketed fibre constructed back cushions
- Seats sprung by high gauge serpentine springs
- Backs fully supported by elasticated tensioned webbing
- Removable arms for easy delivery
- Available with solid wood feet in Smoke or Light finishes
- Also available with Brushed Chrome Metal feet*
- Feather filled scatter cushions and bolsters
- Frames constructed from hardwood rails and high density particle board
- Frames carry a 25 year guarantee*

25 YEAR
FRAME
GUARANTEE

AVAILABLE UNITS

3 Seater



W- 220cm H- 92cm D- 103cm

2.5 Seater



W- 194cm H- 92cm D- 103cm

2 Seater




W- 168cm H- 92cm D- 103cm

LHF/RHF 3 seater end




W- 198cm H- 92cm D- 103cm

LHF/RHF 2.5 seater end



W- 173cm H- 92cm D- 103cm

LHF/RHF 2 seater end



W- 147cm H- 92cm D- 103cm

LHF/RHF cuddler end



W- 109cm H- 92cm D- 103cm

LHF/RHF chaise end



W- 100cm H- 92cm D- 161cm

Corner



W- 118cm H- 92cm D- 118cm

Centre unit



W- 78cm H- 92cm D- 103cm

Cuddler



W- 132cm H- 92cm D- 103cm

Chair



W- 98cm H- 92cm D- 103cm

Accent chair



W- 84cm H- 96cm D- 89cm

Storage stool




W- 65cm H- 46cm D- 56cm

Designer stool



W- 80cm H- 36cm D- 80cm

Feet Options



*Accent Chair only available with Light or Smoke finish feet.

All measurements are in centimeters, the manufacturer reserves the right to alter or amend specifications or dimensions without notice. All measurements are approximate and relate to overall size of the item including soft arm cushions (where fitted) and back cushions. *Frame guarantee is only valid against manufacturing defects, it will not be valid for any other causes.